

# On Fusion of Sensor Measurements and Observation with Uncertain Timestamp for Target Tracking

Clas Veibäck, Gustaf Hendeby and Fredrik Gustafsson

- 1 Background
- 2 Illustrative Example
- 3 General Model
- 4 Posterior Distributions
- 5 Estimators
- 6 Summary and Future Work

- 1 Background
- 2 Illustrative Example
- 3 General Model
- 4 Posterior Distributions
- 5 Estimators
- 6 Summary and Future Work

## Background - Rhino Tracking



Courtesy of Martin Stenmarck

- Not always observable from sensors
- Leave other traces, such as
  - Droppings
  - Foot prints
  - Damage
- How to use this information?



## Background - Orienteering



- Sometimes poor GPS
- Known position of controls
- Time not always available

- 1 Background
- 2 **Illustrative Example**
- 3 General Model
- 4 Posterior Distributions
- 5 Estimators
- 6 Summary and Future Work

## Illustrative Example - Model

Consider a simple but illustrative model,

$$\begin{aligned}x_k &= x_{k-1} + v_k, & v_k &\sim \mathcal{N}(0, Q), \\y_j &= x_j + e_j^y, & e_j^y &\sim \mathcal{N}(0, R^y)\end{aligned}$$

for  $k \in \{1, \dots, N\}$  and two measurements  $y_1$  and  $y_N$ .

## Illustrative Example - Model

Consider a simple but illustrative model,

$$\begin{aligned}x_k &= x_{k-1} + v_k, & v_k &\sim \mathcal{N}(0, Q), \\y_j &= x_j + e_j^y, & e_j^y &\sim \mathcal{N}(0, R^y)\end{aligned}$$

for  $k \in \{1, \dots, N\}$  and two measurements  $y_1$  and  $y_N$ .

In addition there is one more observation

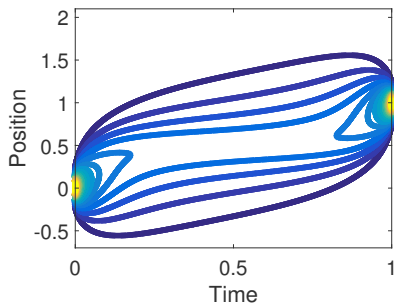
$$z = x_\tau + e^z, \quad e^z \sim \mathcal{N}(0, R^z)$$

where  $\tau \in \{1, \dots, N\}$  is uncertain with a prior  $p(\tau)$ .

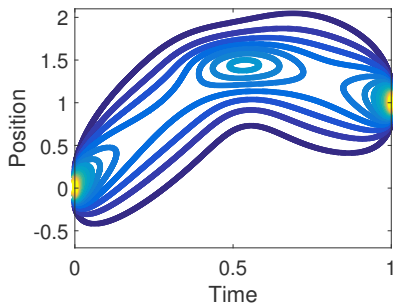
## Illustrative Example - Posterior Distribution

Measurements are  $y_1 = 0$  and  $y_N = 1$  and observation is

$z = 0.5$  with flat prior.



$z = 1.5$  with narrow prior.



- 1 Background
- 2 Illustrative Example
- 3 **General Model**
- 4 Posterior Distributions
- 5 Estimators
- 6 Summary and Future Work

## General Model

Consider a linear Gaussian state space model,

$$\mathbf{x}_k = \mathbf{F}_k \mathbf{x}_{k-1} + \mathbf{v}_k, \quad \mathbf{v}_k \sim \mathcal{N}(0, \mathbf{Q}_k), \quad k \in \mathcal{K} = \{1, \dots, N\}$$

$$\mathbf{y}_j = \mathbf{H}_j^y \mathbf{x}_j + \mathbf{e}_j^y, \quad \mathbf{e}_j^y \sim \mathcal{N}(0, \mathbf{R}_j^y), \quad j \in \mathcal{J} \subseteq \mathcal{K}$$

$$\mathbf{x}_0 \sim \mathcal{N}(\bar{\mathbf{x}}_0, \mathbf{P}_0)$$

with notations

$$\mathcal{X} = \{\mathbf{x}_k\}_{k \in \mathcal{K}} \quad \text{and} \quad \mathcal{Y} = \{\mathbf{y}_j\}_{j \in \mathcal{J}}.$$

## General Model

Consider a linear Gaussian state space model,

$$\begin{aligned}\mathbf{x}_k &= \mathbf{F}_k \mathbf{x}_{k-1} + \mathbf{v}_k, & \mathbf{v}_k &\sim \mathcal{N}(0, \mathbf{Q}_k), & k &\in \mathcal{K} = \{1, \dots, N\} \\ \mathbf{y}_j &= \mathbf{H}_j^y \mathbf{x}_j + \mathbf{e}_j^y, & \mathbf{e}_j^y &\sim \mathcal{N}(0, \mathbf{R}_j^y), & j &\in \mathcal{J} \subseteq \mathcal{K} \\ \mathbf{x}_0 &\sim \mathcal{N}(\bar{\mathbf{x}}_0, \mathbf{P}_0)\end{aligned}$$

with notations

$$\mathcal{X} = \{\mathbf{x}_k\}_{k \in \mathcal{K}} \quad \text{and} \quad \mathcal{Y} = \{\mathbf{y}_j\}_{j \in \mathcal{J}}.$$

Extend the model with

$$\mathbf{z} = \mathbf{H}^z \mathbf{x}_\tau + \mathbf{e}^z, \quad \mathbf{e}^z \sim \mathcal{N}(0, \mathbf{R}^z), \quad \tau \sim p(\tau).$$



- 1 Background
- 2 Illustrative Example
- 3 General Model
- 4 Posterior Distributions**
- 5 Estimators
- 6 Summary and Future Work

## Posterior Distributions - Time

The posterior distribution of the uncertain time is

$$\begin{aligned}w_{\tau} &\triangleq p(\tau|\mathcal{Y}, \mathbf{z}) \\ &\propto p(\tau)p(\mathbf{z}|\tau, \mathcal{Y}) \\ &= p(\tau)\mathcal{N}(\mathbf{z}|\hat{\mathbf{z}}_{\tau}, \mathbf{S}_{\tau}),\end{aligned}$$

which is obtained using a Rauch-Tung-Striebel smoother.

## Posterior Distributions - States

The full posterior distribution is

$$\begin{aligned} p(\mathcal{X}|\mathcal{Y}, \mathbf{z}) &= \sum_{\tau \in \mathcal{K}} p(\tau|\mathcal{Y}, \mathbf{z}) \cdot p(\mathcal{X}|\mathcal{Y}, \mathbf{z}, \tau) \\ &= \sum_{\tau \in \mathcal{K}} w_{\tau} \cdot \mathcal{N}(\mathcal{X}|\hat{\mathcal{X}}^{\tau}, \mathbf{P}^{\tau}). \end{aligned}$$

## Posterior Distributions - States

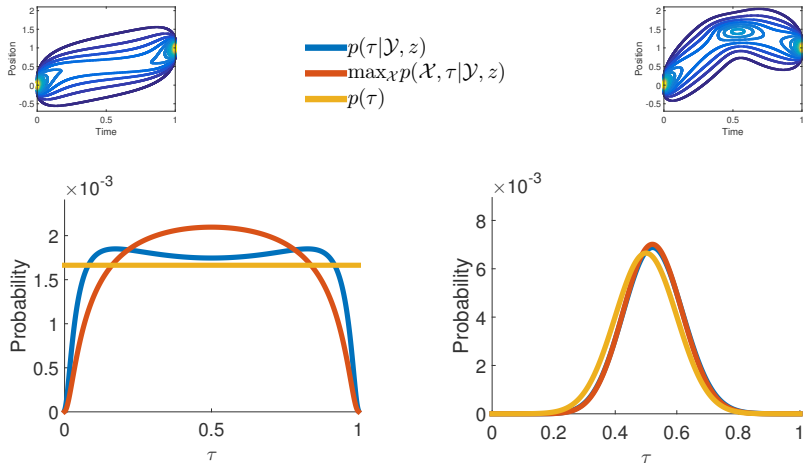
The full posterior distribution is

$$\begin{aligned} p(\mathcal{X}|\mathcal{Y}, \mathbf{z}) &= \sum_{\tau \in \mathcal{K}} p(\tau|\mathcal{Y}, \mathbf{z}) \cdot p(\mathcal{X}|\mathcal{Y}, \mathbf{z}, \tau) \\ &= \sum_{\tau \in \mathcal{K}} w_{\tau} \cdot \mathcal{N}(\mathcal{X}|\hat{\mathcal{X}}^{\tau}, \mathbf{P}^{\tau}). \end{aligned}$$

The marginal posterior distribution is

$$p(\mathbf{x}_k|\mathcal{Y}, \mathbf{z}) = \sum_{\tau \in \mathcal{K}} w_{\tau} \cdot \mathcal{N}(\mathbf{x}_k|\hat{\mathbf{x}}_k^{\tau}, \mathbf{P}_k^{\tau}).$$

## Posterior Distributions - Time and States



- 1 Background
- 2 Illustrative Example
- 3 General Model
- 4 Posterior Distributions
- 5 Estimators**
- 6 Summary and Future Work

## Estimators - Minimum Mean Squared Error

The MMSE estimator of  $p(\mathcal{X}|\mathcal{Y}, \mathbf{z})$  is

$$\hat{\mathcal{X}}^{MMSE} = \sum_{\tau \in \mathcal{K}} w_{\tau} \hat{\mathcal{X}}^{\tau},$$

which is equivalent for  $p(\mathbf{x}_k|\mathcal{Y}, \mathbf{z})$ .

## Estimators - Minimum Mean Squared Error

The MMSE estimator of  $p(\mathcal{X}|\mathcal{Y}, \mathbf{z})$  is

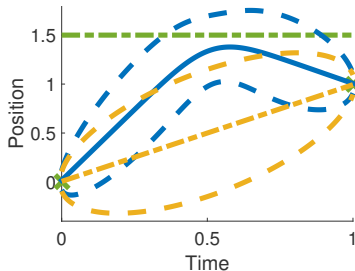
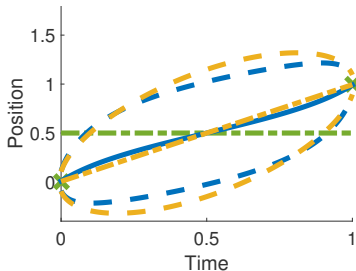
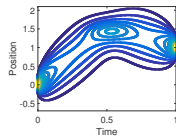
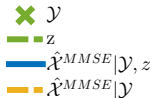
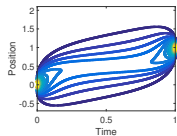
$$\hat{\mathcal{X}}^{MMSE} = \sum_{\tau \in \mathcal{K}} w_{\tau} \hat{\mathcal{X}}^{\tau},$$

which is equivalent for  $p(\mathbf{x}_k|\mathcal{Y}, \mathbf{z})$ . The MSE is

$$\mathbf{P}^{MMSE} = \sum_{\tau \in \mathcal{K}} w_{\tau} \left( \mathbf{P}^{\tau} + (\hat{\mathcal{X}}^{\tau} - \hat{\mathcal{X}}^{MMSE})(\hat{\mathcal{X}}^{\tau} - \hat{\mathcal{X}}^{MMSE})^T \right).$$



# Estimators - Minimum Mean Squared Error



## Estimators - Maximum A Posteriori

The MAP estimate of the full posterior distribution is

$$\hat{\mathcal{X}}^{MAP} = \arg \max_{\mathcal{X}} p(\mathcal{X}|\mathcal{Y}, \mathbf{z}).$$

## Estimators - Maximum A Posteriori

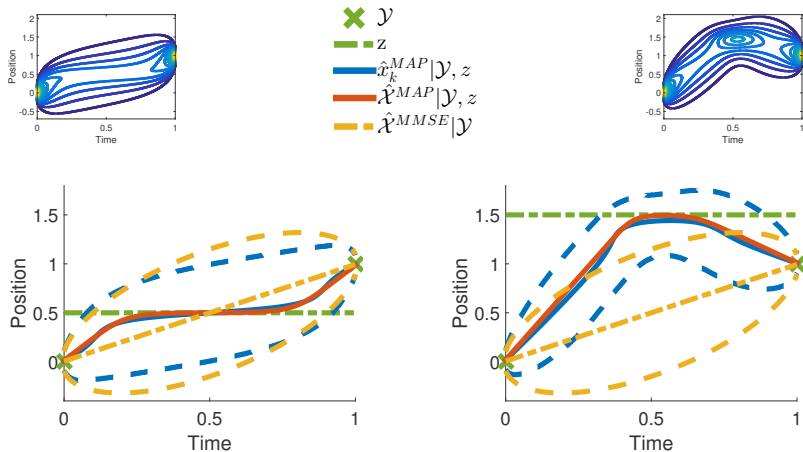
The MAP estimate of the full posterior distribution is

$$\hat{\mathcal{X}}^{MAP} = \arg \max_{\mathcal{X}} p(\mathcal{X} | \mathcal{Y}, \mathbf{z}).$$

The MAP estimate of the marginal posterior distribution is

$$\hat{\mathbf{x}}_k^{MAP} = \arg \max_{\mathbf{x}_k} p(\mathbf{x}_k | \mathcal{Y}, \mathbf{z}).$$

# Estimators - Maximum A Posteriori



- 1 Background
- 2 Illustrative Example
- 3 General Model
- 4 Posterior Distributions
- 5 Estimators
- 6 **Summary and Future Work**

## Summary

- Observation with uncertain timestamp
- Relevant distributions and estimators have been derived
- A simple example has been analysed
- Computationally demanding even for simple problems

## Future Work

- Multiple observations with uncertain timestamp
- Corresponding filtering problem
- Nonlinear models

Thank you for listening!

[www.liu.se](http://www.liu.se)